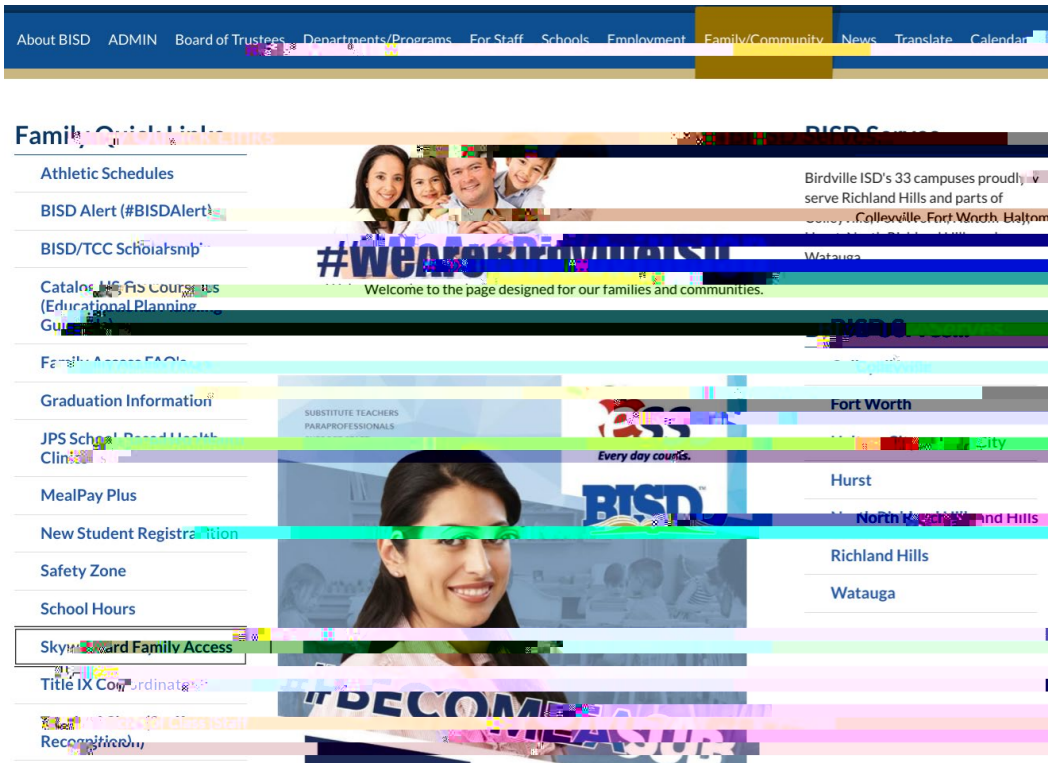



Reviewing Report Cards in Skyward Family Access (WEB ACCESS)

Report Card grades will be posted and available for parents to review on the “Student Performance Tab” in the Skyward Family Access portal.

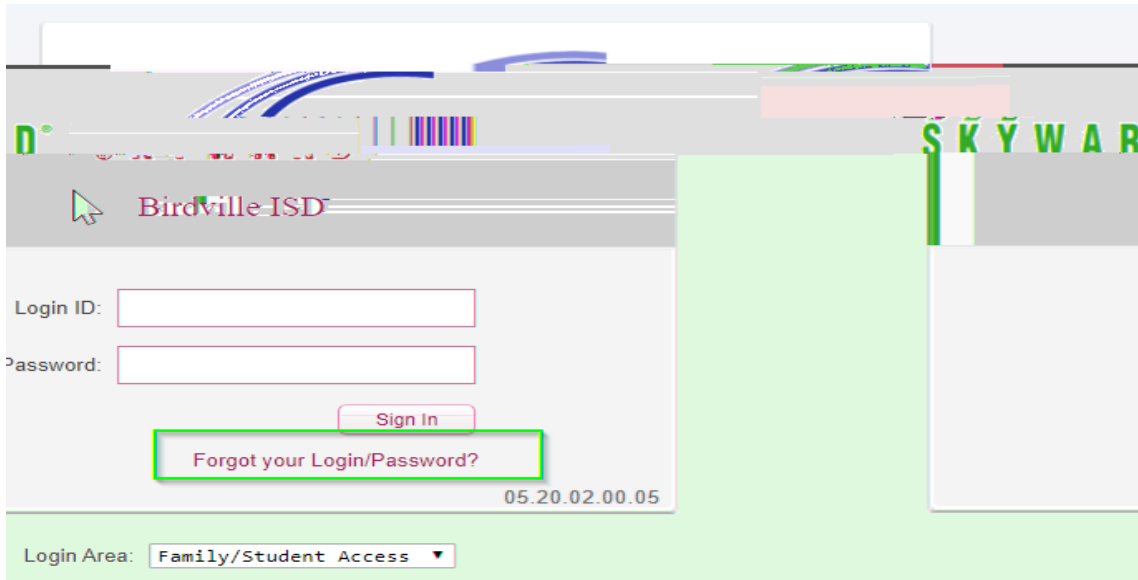
To connect to Family access, click the Family/Community tab on the Main Page of irdvilleschools.net



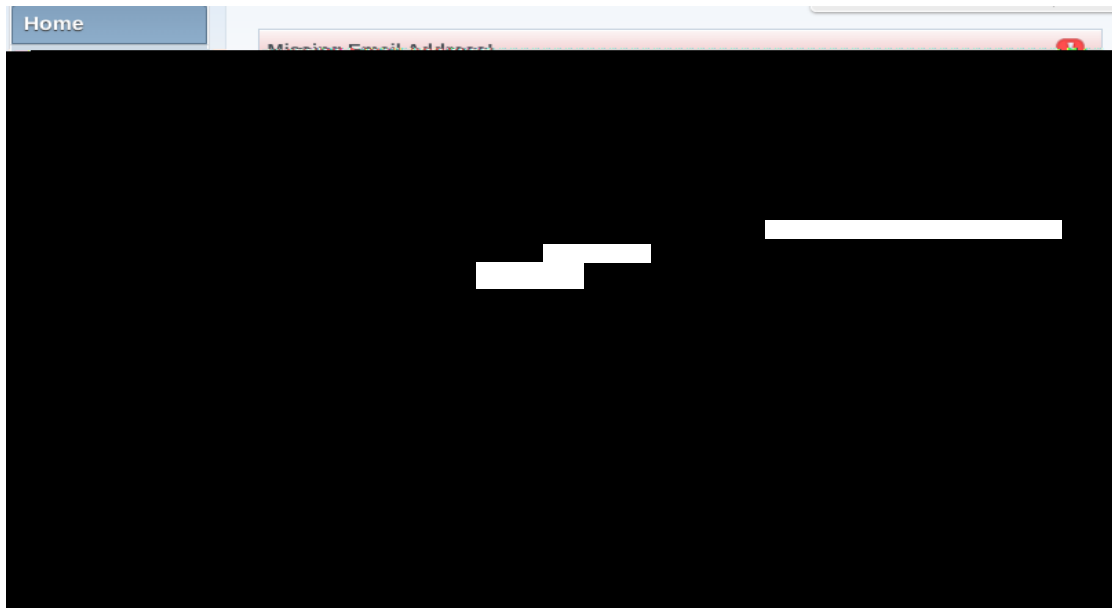
Log in with your provided credentials and password. These credentials will be same as the ones used for student registration at the beginning of each year.



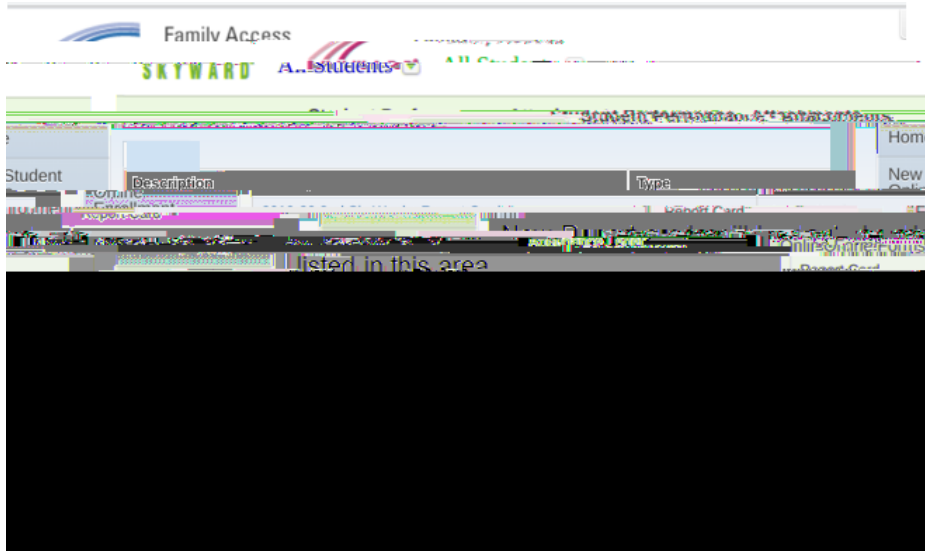
If you have forgotten your password or credentials, a reset email can be sent to you by selecting the “Forgot Login/Password” link. Campus clerks are also available to help parents with this information.



After successfully logging in, select “Student Performance” on the left hand side of the dashboard.

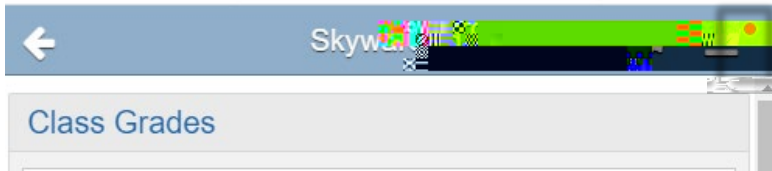


Student grades will be listed in the provided area. For Pre-K and Kinder students, please review **SPCA**



Reviewing Report Cards in Skyward Family Access (MOBILE ACCESS)

Opening your Skyward Mobile App, select the Menu on the right hand side.



Under the Attachment Category, the most recent Report Card will be listed first

The screenshot shows a web interface with two tabs: "Attachments" and "Highlights". The "Attachments" tab is selected and displays a "Report Card" entry. The entry has a blue header with the title "Report Card" and a description "Description: 2020-21, 1ST SIX WEEKS PROGRESS REPORT". Below the description, there is a green bar containing the text "ed 12:48 pm" and a "Print" button. To the right of the green bar, there is a "Created On: 09/16/2020 W" field. The interface is partially obscured by a vertical line, suggesting a scrollable list.

Select Print and Download to view Report Card PDF.